



ORIGINAL ARTICLE

Therapeutic burden in interstitial lung disease: Lessons to learn

YET H. KHOR,^{1,2,3,4} IAN GLASPOLE^{4,5} AND NICOLE S.L. GOH^{1,2,4}

¹Department of Respiratory and Sleep Medicine, Austin Health, Melbourne, VIC, Australia; ²Institute for Breathing and Sleep, Melbourne, VIC, Australia; ³School of Medicine, University of Melbourne, Melbourne, VIC, Australia; ⁴Department of Allergy, Immunology and Respiratory Medicine, Alfred Health, Melbourne, VIC, Australia; ⁵School of Medicine, Monash University, Melbourne, VIC, Australia

ABSTRACT

Background and objective: Patients with interstitial lung disease (ILD) are often prescribed disease-targeted and symptomatic therapies, both of which can cause significant treatment burden due to polypharmacy and drug-disease interactions. This study aimed to evaluate medication regimen complexity before and after introduction of ILD-specific therapies. Potential drug-disease interactions were evaluated for patients who were prescribed prednisolone.

Methods: In this study, 214 patients with ILD were assessed for demographic information, co-morbidities and medication use. Medication lists were reviewed prior to and after the introduction of ILD-specific therapies. Complexity of treatment regimen was examined using the validated Medication Regimen Complexity Index (MRCI).

Results: Of the 214 patients, 75 had idiopathic pulmonary fibrosis (IPF) while the rest had inflammatory ILD (chronic hypersensitivity pneumonitis: 45; connective tissue disease-related ILD: 41). Polypharmacy was common at baseline (IPF: 51%, inflammatory ILD: 63%). Following introduction of ILD-specific therapies, median total MRCI scores significantly increased from 8 (interquartile range (IQR) = 8–15) to 22.5 (17.5–27.5) and 14.5 (8.5–21) to 21.5 (16–30) for IPF and inflammatory ILD groups, respectively ($P < 0.0001$ for both). Complex dosing instructions contributed the most to total MRCI scores for ILD-specific therapies. Among patients receiving prednisolone ($n = 113$), 88% had ≥ 1 co-morbidity which may be impacted. Common co-morbidities included gastrointestinal diseases (56%), obesity (37%), osteoporosis (24%) and diabetes mellitus (18%).

Conclusion: Polypharmacy and complex medication regimen are common in patients with ILD of different aetiologies. There is a high frequency of potential drug-disease interactions among patients who are prescribed systemic corticosteroids. These findings highlight the need for careful evaluation of the impact of therapeutic complexity and burden in patients with ILD.

SUMMARY AT A GLANCE

This is the first study providing insights into the significance of therapeutic complexity and polypharmacy in patients with interstitial lung disease (ILD). Patients receiving systemic corticosteroids are at high risk of drug-disease interactions. Additional studies are needed to evaluate the impacts of therapeutic burden on clinical outcomes in patients with ILD.

Key words: anti-fibrotics, idiopathic pulmonary fibrosis, immunosuppressants, interstitial lung disease, medication regimen complexity.

INTRODUCTION

Interstitial lung diseases (ILD) belong to a heterogeneous group of chronic lung diseases characterized by parenchymal inflammation and fibrosis. In recent years, treatment approaches for ILD have evolved with improved understanding of the pathophysiology and natural history of these conditions. Anti-fibrotic agents, nintedanib and pirfenidone, now play a central role in the management of idiopathic pulmonary fibrosis (IPF).^{1,2} Immunosuppressive agents are often used for treating patients with other ILD, including connective tissue disease-related ILD, chronic hypersensitivity pneumonitis and sarcoidosis.^{3–6} In addition, patients with ILD not uncommonly require symptomatic management with supplemental oxygen therapy and pharmacotherapy such as opiate-based agents.

Many ILD affect the elderly, in particular IPF, the most common form of clinically encountered ILD. Patients with ILD typically present for assessment between the age of 45 and 72 years.^{7,8} Co-morbidities increase with advancement in age and the frequency of co-morbidities has been associated with impaired health-related quality of life and disease outcomes.^{9,10} Importantly, co-morbid conditions and their management can complicate clinical care and increase treatment burden for patients with ILD. Previous data show that 43% of adults aged ≥ 50 years and 66% of adults aged ≥ 75 years take five or more medicines.¹¹

Correspondence: Yet H. Khor, Department of Respiratory and Sleep Medicine, Austin Health, 145 Studley Road, Heidelberg, Melbourne, VIC 3084, Australia. Email: yethong.khor@austin.org.au

Received 15 August 2018; invited to revise 26 September 2018; revised 20 October 2018; accepted 6 January 2018 (Associate Editor: Michael Keane; Senior Editor: Chris Grainge).

Pharmacotherapy complexity is a significant contributor of non-adherence, drug-related side effects and drug interactions,^{12–14} leading to substantial cost of illness and increased healthcare utilization.^{15,16} Hence, therapeutic complexity is potentially a pervasive problem among patients with ILD. Better understanding of the significance of medication complexity and multimorbidity is an important initial step to improve delivery of holistic care in the ILD population.

This study aimed to evaluate therapeutic complexity before and after commencement of ILD-specific therapies in patients with different types of ILD. In addition, we examined the prevalence of clinically important drug-disease interactions in patients who were prescribed long-term prednisolone for management of ILD.

METHODS

This cross-sectional study was conducted using the prospective ILD registries of two tertiary hospitals in Victoria, Australia: Alfred Health (between October 2010 and February 2018) and Austin Health (between February 2015 and February 2018). All consenting patients at the specialized ILD clinics at both hospitals are included in the registries. For this study, consecutive patients with a diagnosis of ILD based on multidisciplinary team discussions who were initiated on therapies for ILD were included. Data collected included baseline demographics, smoking history, co-morbidities, medication use (including domiciliary oxygen therapy), lung function tests and dyspnoea scores (measured using the Modified Medical Research Council Dyspnoea Scale). Information regarding medication use prior to and after commencement of ILD-specific therapies was collected from the electronic medical record system for both hospitals. In patients with inflammatory ILD, potential drug-disease interactions with prednisolone use were evaluated by using documented co-morbidities prior to treatment commencement. Ethics approval was granted by the Alfred Hospital Ethics Committee and the Austin Health Human Research Ethics Committee.

Medication assessment

Complexity of medication regimens was assessed using a validated tool, the Medication Regimen Complexity Index (MRCI).¹⁷ This tool consists of 65 items which are divided into three components: dosage form (Section A), dosing frequency (Section B) and additional dosing instructions (Section C). Each patient's total MRCI score was calculated by summing scores for each section. The MRCI is an open-ended scale with no upper limit, and higher scores indicate greater medication regimen complexity.¹⁷ The number of medications which patients were taking, total medication count, was also assessed as a continuous variable. Polypharmacy was defined as the use of five or more drugs, including prescribed, over-the-counter and complementary medicines.^{18,19}

Statistical analysis

Statistical analyses were performed using GraphPad Prism (v5, GraphPad Software, San Diego, CA, USA).

Categorical variables were expressed as absolute number (frequencies). The Fisher's exact test was used to compare frequencies between groups. Data distributions were tested for normality using the Kolmogorov-Smirnov test. Parametric distributions were analysed with t-tests for comparisons of two groups. For non-parametric data, the Mann-Whitney test was used for two-group comparisons. Statistical significance was accepted at $P < 0.05$.

RESULTS

Two hundred and fourteen patients were included in this study. The study population was divided into two major groups: IPF group ($n = 75$) and inflammatory ILD group ($n = 139$). Baseline characteristics of both study groups are shown in Tables 1 and 2. Patients with IPF were predominantly males and significantly older than those with inflammatory ILD ($P < 0.001$). The most common diagnoses for inflammatory ILD included chronic hypersensitivity pneumonitis and connective tissue disease-related ILD. Prednisolone was prescribed widely for the treatment of various inflammatory ILD, while mycophenolate was the most frequently used non-steroid immunosuppressive agents.

Medication regimen complexity in IPF

Median total medication count for IPF group was 5 (interquartile range (IQR): 2–7) at baseline and increased significantly to 7 (IQR: 4–10) with commencement of therapies for IPF. The frequency of polypharmacy significantly increased, with 75% of patients taking 5 or more medications and 29% taking 10 or more. Sub-score for MRCI Section C (additional dosing instructions) contributed most significantly to the total MRCI scores of IPF therapies, compared to baseline medications (Fig. 1, Table 3).

Table 1 Baseline characteristics of IPF group

Characteristics	Study cohort ($n = 75$)
Age (years)	69.6 ± 8.1
Male (%)	80
BMI (kg/m ²)	29.3 ± 3.8
FVC (% predicted)	72.5 ± 15.0
DL _{CO} (% predicted)	50.7 ± 14.4
6MWD (m)	455 ± 120
MMRC Dyspnoea Scale [‡]	1 (1–2)
Anti-fibrotic agents, n (%)	
Nintedanib	30 (40)
Pirfenidone	45 (60)

Data expressed as mean ± SD.

[‡]Median (interquartile range).

6MWD, 6-min walk distance; BMI, body mass index; DL_{CO}, diffusion capacity of the lung for carbon monoxide; FVC, forced vital capacity; IPF, idiopathic pulmonary fibrosis; MMRC, Modified Medical Research Council.

Table 2 Baseline characteristics of inflammatory ILD group

Characteristics	Study cohort (n = 139)
Age (years)	61.5 ± 12.7
Male (%)	51
BMI (kg/m ²)	28.5 ± 5.9
FVC (% predicted)	62.6 ± 17.9
DL _{CO} (% predicted)	47.8 ± 17.0
6MWD (m)	413 ± 125
MMRC Dyspnoea Scale [†]	2 (1–3)
Diagnosis, n (%)	
Chronic hypersensitivity pneumonitis	45 (32)
Connective tissue disease-related ILD	41 (30)
Interstitial pneumonia with autoimmune features	18 (13)
Non-specific interstitial pneumonia	11 (8)
Sarcoidosis	10 (7)
Other	14 (10)
Immunosuppressive agent, n (%)	
Azathioprine	10 (7)
Cyclophosphamide	12 (9)
Hydroxychloroquine	11 (8)
Methotrexate	8 (6)
Mycophenolate	36 (26)
Prednisolone	113 (81)
Sulfasalazine	4 (3)

Data expressed as mean ± SD.

[†]Median (interquartile range).

6MWD, 6-min walk distance; BMI, body mass index; DL_{CO}, diffusion capacity of the lung for carbon monoxide; FVC, forced vital capacity; ILD, interstitial lung disease; MMRC, Modified Medical Research Council.

Medication regimen complexity in inflammatory ILD

For patients with inflammatory ILD, median total medication count increased from 6 (IQR: 3–9) to 8 (5–10) after commencement of ILD-specific therapies (*P* < 0.0001). In this group, 81% of patients were taking 5 or more medications, and 30% were taking 10 or more, after receiving ILD-specific therapies. The major contributor to total MRCI scores of ILD therapies was once again the MRCI Section C sub-score (additional dosing instructions), accounting for 70% of the total score (*P* = 0.019; Fig. 2, Table 4).

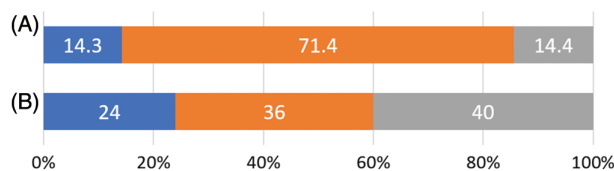


Figure 1 Percentage contributions of Medication Regimen Complexity Index (MRCI) sub-sections to the total MRCI scores for (A) non-interstitial lung disease (ILD) therapies and (B) ILD-specific therapies in patients with idiopathic pulmonary fibrosis (IPF). MRCI A: dosage form (■); MRCI B: dosing frequency (■); MRCI C: additional dosing instructions (■).

Table 3 Medication counts and MRCI scores for patients with IPF. (A) Medication counts and MRCI scores for all medications prior to and after commencement of ILD-specific therapies. (B) MRCI scores for non-ILD and ILD-specific therapies

	(A)		
	IPF (n = 75)		
	Baseline	Commencement of ILD therapies	<i>P</i> -value
Total medication count	5 (2–7)	7 (4–10)	<0.0001
Using ≥5 medications (%)	51	75	0.004
Total MRCI scores	8 (8–15)	22.5 (17.5–27.5)	<0.0001
MRCI Section A score (dosage form)	1 (1–4)	4 (3, 7)	<0.0001
MRCI section B score (dosing frequency)	5 (3–7.5)	9.5 (7.5–13)	<0.0001
MRCI Section C score (additional dosing instructions)	1 (0–3)	6 (5–8)	<0.0001
	(B)		
	Non-ILD therapies	ILD therapies	<i>P</i> -value
MRCI Section A score (dosage form)	1 (1–4)	3 (1–4)	0.99
MRCI Section B score (dosing frequency)	5 (3–7.5)	4.5 (2.5–6)	0.68
MRCI Section C score (additional dosing instructions)	1 (0–3)	5 (3–6)	<0.0001

Data expressed as median (interquartile range).

ILD, interstitial lung disease; IPF, idiopathic pulmonary fibrosis; MRCI, Medication Regimen Complexity Index.

Comparison of medication regimen complexity between IPF and inflammatory ILD

Patients with inflammatory ILD had higher number of median total medication count at baseline compared to those with IPF (*P* = 0.007), although there was no significant difference after initiation of ILD-specific therapies (*P* = 0.22). With regards to ILD-specific therapies, patients with IPF had significantly higher total MRCI scores compared to those with inflammatory ILD (*P* < 0.001). Sub-scores for both MRCI Sections A (dosage form) and B (dosing frequency) for IPF therapies were significantly higher than those for inflammatory ILD (*P* < 0.001 for both). MRCI Section C sub-scores (additional dosing instructions) for ILD-specific therapies were similar between both groups.

Drug–disease interactions for prednisolone in inflammatory ILD

A median dose of 20 mg daily (IQR: 10–32.5) was prescribed for patients with inflammatory ILD. Figure 3

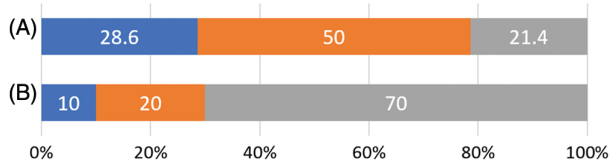


Figure 2 Percentage contributions of Medication Regimen Complexity Index (MRCI) sub-sections to the total MRCI scores for (A) non-ILD therapies and (B) ILD-specific therapies in patients with inflammatory ILD. MRCI A: dosage form (■); MRCI B: dosing frequency (■); MRCI C: additional dosing instructions (■).

shows the prevalence of significant co-morbidities among patients who were prescribed prednisolone for inflammatory ILD. Of the 113 patients, 88% had at least one disease interaction with prednisolone use, while 47% and 26% had at least two and three disease interactions, respectively.

DISCUSSION

We systematically evaluated therapeutic complexity in the ILD population using the validated MRCI. Polypharmacy and high MRCI scores were common in patients with ILD. Across treatment regimens for different types of ILD, additional medication administration instructions were the major contributor for MRCI scores. Among patients with inflammatory ILD receiving systemic corticosteroids, the frequency of potential drug-disease interactions with significant co-morbidities was high. Together, our data raise concerns of substantial therapeutic burden in patients with ILD which needs to be addressed timely as part of the comprehensive disease management approach.

To the best of our knowledge, this study is the first to describe the noteworthy issues of therapeutic burden in patients with ILD. More than two-thirds of our study population were taking five or more medications, with a median total MRCI score of 21.5–22.5. While it is expected that initiation of ILD-specific therapies would increase therapeutic burden with additional medications, the total MRCI scores for ILD populations were comparable to those with other chronic diseases. Previous cohort studies reported total MRCI scores of 17.62–32.1 for patients with various chronic diseases, such as heart failure, HIV, chronic kidney disease and diabetes mellitus.^{20–23} Patients with chronic obstructive pulmonary disease are reported to have median total MRCI score of 24.²⁴ Although MRCI is an open-ended index, Ferreira *et al.* suggested total MRCI scores of 15.5–25.1 were indicative of high complexity for patients aged 65 years or over.²⁵ Hence, patients with ILD are in the high-risk category for polypharmacy and therapeutic burden. In addition, there is a need for regular blood test monitoring for patients receiving either anti-fibrotic agents or immunosuppressive agents for safety surveillance. Data on blood test monitoring were not captured in our study, which may potentially underestimate the overall therapeutic burden in this population.

Table 4 Medication counts and MRCI scores for patients with inflammatory ILD. (A) Medication counts and MRCI scores for all medications at the initial clinical assessment and after commencement of ILD-specific therapies. (B) MRCI scores for non-ILD and ILD-specific therapies

(A)			
Inflammatory ILD (n = 139)			
	Baseline	Commencement of ILD therapies	P-value
Total medication count	6 (3–9)	8 (5–10)	<0.0001
Using ≥5 medications (%)	63	81	0.002
Total MRCI scores	14.5 (8.5–21)	21.5 (16–30)	<0.0001
MRCI Section A score (dosage form)	4 (1–6)	4 (1–8)	<0.0001
MRCI Section B score (dosing frequency)	7 (4–10.5)	10 (6–13.5)	<0.0001
MRCI Section C score (additional dosing instructions)	3 (2–6)	8 (6–10)	<0.0001
(B)			
	Non-ILD therapies	ILD therapies	P-value
MRCI Section A score (dosage form)	4 (1–6)	1 (1–1)	<0.0001
MRCI Section B score (dosing frequency)	7 (4–10.5)	2 (1–3)	<0.0001
MRCI Section C score (additional dosing instructions)	3 (2–6)	7 (6–11)	0.019

Data expressed as median (interquartile range).

ILD, interstitial lung disease; MRCI, Medication Regimen Complexity Index.

Compared to medication count and pill burden, the use of MRCI provides more comprehensive evaluation to identify factors contributing to treatment complexity.

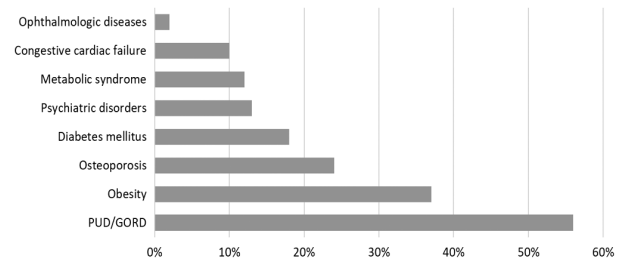


Figure 3 Prevalence of drug-disease interactions of prednisolone in patients with inflammatory ILD. GORD, gastro-oesophageal reflux disease; ILD, interstitial lung disease; PUD, peptic ulcer disease.

This allows targeting sections of the medication regimen to reduce complexity and improve medication administration practices. Additional dosing instructions contributed the most to total MRCI scores for both patients with IPF and inflammatory ILD. Most disease-targeted therapies for ILD have specific administration instructions with dose-titration and food-dosing requirement. Previous study in patients with HIV found that medication regimens with more complex administration instructions were associated with higher rates of non-adherence.²⁶ As shown in patients with osteoporosis, poor adherence to dosing instructions for bisphosphonates is common despite good compliance to the treatment.²⁷ Non-adherence to medication administration instructions can affect treatment outcomes and increase risks of drug-related adverse effects. To ensure adherence to treatment regimens and dosing instructions, initiatives are needed to facilitate patient education at treatment initiation and on an ongoing basis. The involvement of ILD specialist nurses and pharmacists in patient care can provide additional support to enhance patients' adherence to treatment.

With regards to ILD-specific therapies, treatment regimens were more complex for IPF than those for inflammatory ILD. In addition to higher number of therapies, medication regimens for patients with IPF had more frequent dosing. Although new tablet formulation of pirfenidone with higher dosage is now available to reduce the pill burden by one-third, a significant proportion of patients (22.5–30%) require dose reduction due to drug-related adverse effects.^{28,29} Additional therapies for prevention and management of drug-related adverse effects are likely contributing to the complexity of IPF treatment regimens. Both anti-fibrotic agents for treatment of IPF, nintedanib and pirfenidone, can be associated with significant adverse effects. Skin-related problems (rash and photosensitivity) occur in approximately one-third of patients taking pirfenidone,^{30,31} while over 60% of patients receiving nintedanib experience diarrhoea.³² Patients taking pirfenidone are instructed to apply sunscreen regularly. On the other hand, patients who are initiated on nintedanib are typically prescribed anti-diarrhoeal medications. Other medications may be required to address nausea and dyspepsia associated with the use of anti-fibrotic agents. It is important to acknowledge this added complexity for managing drug-related adverse effects in this group of patients.

Not surprising, prednisolone was the most commonly prescribed immunosuppressive agent for patients with inflammatory ILD. We found that the occurrence of potential drug-disease interactions in patients receiving prednisolone was high, with more than 80% presenting with at least one potential interaction. This is particularly alarming as we only evaluated a restricted list of conditions which were considered clinically important. Professional awareness of potential drug-disease interactions and ensuing attentive care should be encompassed. The lowest effective dose of systemic corticosteroids for the minimum duration required to achieve treatment goal is recommended. Whenever possible, steroid-sparing agents should be considered. Collaboration between prescribing respiratory physicians and patients' general practitioners and

other physicians is needed to optimally manage co-existing chronic conditions.

There are limitations with this study. This study was conducted in specialized ILD centres, which may limit its generalizability to other clinical settings. However, both centres take referrals from primary care physicians, other hospitals and private practices across the state. Patients with various forms of ILD and treatment regimens were included in this study. Due to the retrospective design of the study, medication adherence could not be assessed. Although the use of MRCI allows comprehensive evaluation of medication-related factors for therapeutic burden, patients' perceptions and patient-related factors, such as cognition, health literacy and beliefs, were not considered. Prospective longitudinal studies will be required to evaluate the relationship between therapeutic complexity and patient outcomes and healthcare utilization, including their health-related quality of life and impacts on the management of co-morbidities.

In conclusion, this study demonstrated that patients with ILD face substantial therapeutic burden with high medication regimen complexity, particularly complicated medication administration instructions for treatment of ILD. In addition, ILD patients receiving systemic corticosteroids are at high risk of drug-disease interactions in the setting of multimorbidity. Awareness of therapeutic complexity and burden in ILD should be raised. Opportunities exist for clinicians to rationalize treatment regimens and address potential drug-disease interactions in the management of patients with ILD. Studies to evaluate the impact of therapeutic complexity on quality of life and clinical outcomes in patients with ILD are needed.

Disclosure statement

Y.H.K. reports grants from National Health and Medical Research Council during the conduct of the study; non-financial support from Air Liquide and grants from Boehringer Ingelheim, outside the submitted work. N.S.L.G. reports non-financial support from Air Liquide and grants from Boehringer Ingelheim, outside the submitted work. I.G. reports grants, personal fees and non-financial support from Boehringer-Ingelheim; grants and personal fees from Roche; and non-financial support from Air Liquide, outside the submitted work.

Abbreviations: 6MWD, 6-min walk distance; DL_{CO}, diffusion capacity of the lung for carbon monoxide; FVC, forced vital capacity; HIV, human immunodeficiency virus; ILD, interstitial lung disease; IPF, idiopathic pulmonary fibrosis; IQR, interquartile range; MMRC, Modified Medical Research Council; MRCI, Medication Regimen Complexity Index.

REFERENCES

- 1 Jo HE, Troy LK, Keir G, Chambers DC, Holland A, Goh N, Wilsher M, de Boer S, Moodley Y, Grainge C *et al.* Treatment of idiopathic pulmonary fibrosis in Australia and New Zealand: a position statement from the Thoracic Society of Australia and New Zealand and the Lung Foundation Australian. *Respirology* 2017; **22**: 1436–58.
- 2 Raghu G, Rochwerf B, Zhang Y, Garcia CA, Azuma A, Behr J, Brozek JL, Collard HR, Cunningham W, Rochwerf B *et al.*;

- American Thoracic Society; European Respiratory Society; Japanese Respiratory Society; Latin American Thoracic Association. An official ATS/ERS/JRS/ALAT clinical practice guideline: treatment of idiopathic pulmonary fibrosis. An update of the 2011 clinical practice guideline. *Am. J. Respir. Crit. Care Med.* 2015; **192**: e3–19.
- 3 Vij R, Strek ME. Diagnosis and treatment of connective tissue disease-associated interstitial lung disease. *Chest* 2013; **143**: 814–24.
 - 4 Tashkin DP, Roth MD, Clements PJ, Furst DE, Khanna D, Kleerup EC, Goldin J, Arriola E, Volkmann ER, Kafaja S *et al.*; Scleroderma Lung Study II Investigators. Mycophenolate mofetil versus oral cyclophosphamide in scleroderma-related interstitial lung disease (SLS II): a randomised controlled, double-blind, parallel group trial. *Lancet Respir. Med.* 2016; **4**: 708–19.
 - 5 Morisset J, Johannson KA, Vittinghoff E, Aravena C, Elicker BM, Jones KD, Fell CD, Manganas H, Dubé BP, Wolters PJ *et al.* Use of mycophenolate mofetil or azathioprine for the management of chronic hypersensitivity pneumonitis. *Chest* 2017; **151**: 619–25.
 - 6 Patterson KC, Strek ME. Pulmonary fibrosis in sarcoidosis: clinical features and outcomes. *Ann. Am. Thorac. Soc.* 2013; **10**: 362–70.
 - 7 Hyldgaard C, Hilberg O, Muller A, Bendstrup E. A cohort study of interstitial lung diseases in central Denmark. *Respir. Med.* 2014; **108**: 793–9.
 - 8 Ryerson CJ, Vittinghoff E, Ley B, Lee JS, Mooney JJ, Jones KD, Elicker BM, Wolters PJ, Koth LL, King TE Jr *et al.* Predicting survival across chronic interstitial lung disease. *Chest* 2014; **145**: 723–8.
 - 9 Raghu G, Amatto VC, Behr J, Stowasser S. Comorbidities in idiopathic pulmonary fibrosis patients: a systematic literature review. *Eur. Respir. J.* 2015; **46**: 1113–30.
 - 10 Kreuter M, Swigris J, Pittrow D, Geier S, Klotsche J, Prasse A, Wirtz H, Koschel D, Andreas S, Claussen M *et al.* Health related quality of life in patients with idiopathic pulmonary fibrosis in clinical practice: INSIGHTS-IPF registry. *Respir. Res.* 2017; **18**: 139.
 - 11 Morgan TK, Williamson M, Pirota M, Steart K, Myers SP, Barnes J. A national census of medicines use: a 24-hour snapshot of Australians aged 50 years and older. *Med. J. Aust.* 2012; **196**: 50–3.
 - 12 Corsonello A, Pedone C, Lattanzio F, Lucchetti M, Garasto S, Carbone C, Greco C, Fabbietti P, Incalzi RA. Regimen complexity and medication nonadherence in elderly patients. *Ther. Clin. Risk Manag.* 2009; **5**: 209–16.
 - 13 McLean A, Le Couteur D. Aging biology and geriatric clinical pharmacology. *Pharmacol. Rev.* 2004; **56**: 163–84.
 - 14 Elliott RA, Booth JC. Problems with medicine use in older Australians: a review of recent literature. *J. Pharm. Pract. Res.* 2014; **44**: 258–71.
 - 15 Johnson JA, Bootman JL. Drug-related morbidity and mortality. A cost-of-illness model. *Arch. Intern. Med.* 1995; **155**: 1949–56.
 - 16 Lalic S, Sluggett JK, Ilomäki J, Wimmer BC, Tan ECK, Robson L, Emery T, Bell JS. Polypharmacy and medication regimen complexity as risk factors for hospitalization among residents of long-term care facilities: a prospective cohort study. *J. Am. Med. Dir. Assoc.* 2016; **17**: 1067.e1–6.
 - 17 George J, Phun YT, Bailey MJ, Kong DCM, Stewart K. Development and validation of the medication regimen complexity index. *Ann. Pharmacother.* 2004; **38**: 1369–76.
 - 18 Gnjjidic D, Hilmer SN, Blyth FM, Naganathan V, Waite L, Seibel MJ, McLachlan AJ, Cumming RG, Handelsman DJ, Le Couteur DG. Polypharmacy cutoff and outcomes: five or more medicines were used to identify community-dwelling older men at risk of different adverse outcomes. *J. Clin. Epidemiol.* 2012; **65**: 989–95.
 - 19 Masnoon N, Shakib S, Kalisch-Ellett L, Caughey GE. What is polypharmacy? A systematic review of definitions. *BMC Geriatr.* 2017; **17**: 230.
 - 20 Libby AM, Fish DN, Hosokawa PW, Linnebur SA, Metz KR, Nair KV, Saseen JJ, Vande Griend JP, Vu SP, Hirsch JD. Patient-level medication regimen complexity across populations with chronic disease. *Clin. Ther.* 2013; **35**: 385–98.e1.
 - 21 Linnebur SA, Vande Griend JP, Metz KR, Hosokawa PW, Hirsch JD, Libby AM. Patient-level medication regimen complexity in older adults with depression. *Clin. Ther.* 2014; **36**: 1538–46.e1.
 - 22 Ghimire S, Peterson GM, Castelino RL, Jose MD, Zaidi ST. Medication regimen complexity and adherence in haemodialysis patients: an exploratory study. *Am. J. Nephrol.* 2016; **43**: 318–24.
 - 23 Cobretti MR, Page RL II, Linnebur SA, Deininger KM, Ambardekar AV, Lindenfeld JA, Aquilante CL. Medication regimen complexity in ambulatory older adults with heart failure. *Clin. Interv. Aging* 2017; **12**: 679–86.
 - 24 Negewo NA, Gibson PG, Wark PAB, Simpson JL, McDonald VM. Treatment burden, clinical outcomes, and comorbidities in COPD: an examination of the utility of medication regimen complexity index in COPD. *Int. J. Chron. Obstruct. Pulmon. Dis.* 2017; **12**: 2929–42.
 - 25 Ferreira JM, Galato D, Melo AC. Medication regimen complexity in adults and the elderly in a primary healthcare setting: determination of high and low complexities. *Pharm. Pract. (Granada)* 2015; **13**: 659.
 - 26 Calvo-Cidoncha E, González-Bueno J, Almeida-González CV, Morillo-Verdugo R. Influence of treatment complexity on adherence and incidence of blips in HIV/HCV coinfecting patients. *J. Manag. Care Spec. Pharm.* 2015; **21**: 153–7.
 - 27 Vytrisalova M, Touskova T, Ladova K, Fuksa L, Palicka V, Matoulkova P, Horak P, Stepan J. Adherence to oral bisphosphonates: 30 more minutes in dosing instructions matter. *Climacteric* 2015; **18**: 608–16.
 - 28 Hughes G, Toellner H, Morris H, Leonard C, Chaudhuri N. Real world experience: pirfenidone and nintedanib are effective and well tolerated treatments for idiopathic pulmonary fibrosis. *J. Clin. Med.* 2016; **5**: 78.
 - 29 Lancaster L, Morrison L, Auais A, Ding B, Iqbal A, Polman B, Flaherty KR. Safety of pirfenidone in patients with idiopathic pulmonary fibrosis: experience from 92 sites in an open-label US expanded access program. *Pulm Ther.* 2017; **3**: 317–25.
 - 30 Noble PW, Albers C, Bradford WZ, Costabel U, Glassberg MK, Kardatzke D, King TE Jr, Lancaster L, Sahn SA, Szwarcberg J *et al.*; CAPACITY Study Group. Pirfenidone in patients with idiopathic pulmonary fibrosis (CAPACITY): two randomised trials. *Lancet* 2011; **377**: 1760–9.
 - 31 King TE Jr, Bradford WZ, Castro-Bernardini S, Fagan EA, Glaspole I, Glassberg MK, Gorina E, Hopkins PM, Kardatzke D, Lancaster L *et al.*; ASCEND Study Group. A phase 3 trial of pirfenidone in patients with idiopathic pulmonary fibrosis. *N. Engl. J. Med.* 2014; **370**: 2083–92.
 - 32 Richeldi L, du Bois RM, Raghu G, Azuma A, Brown KK, Costabel U, Cottin V, Flaherty KR, Hansell DM, Inoue Y *et al.*; INPULSIS Trial Investigators. Efficacy and safety of nintedanib in idiopathic pulmonary fibrosis. *N. Engl. J. Med.* 2014; **370**: 2071–82.